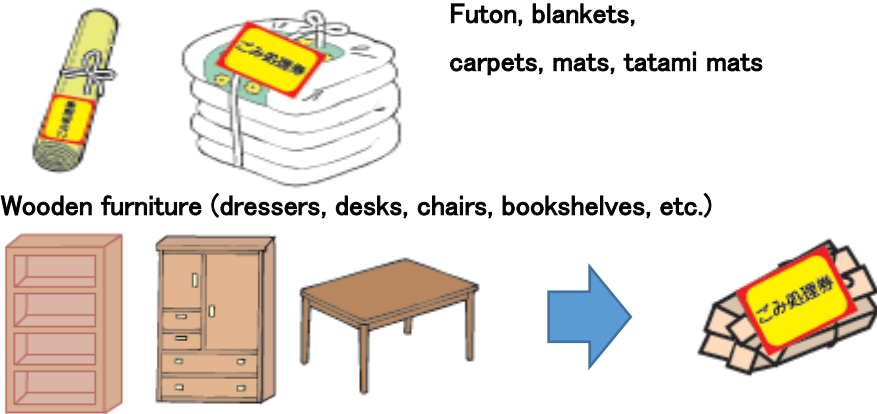




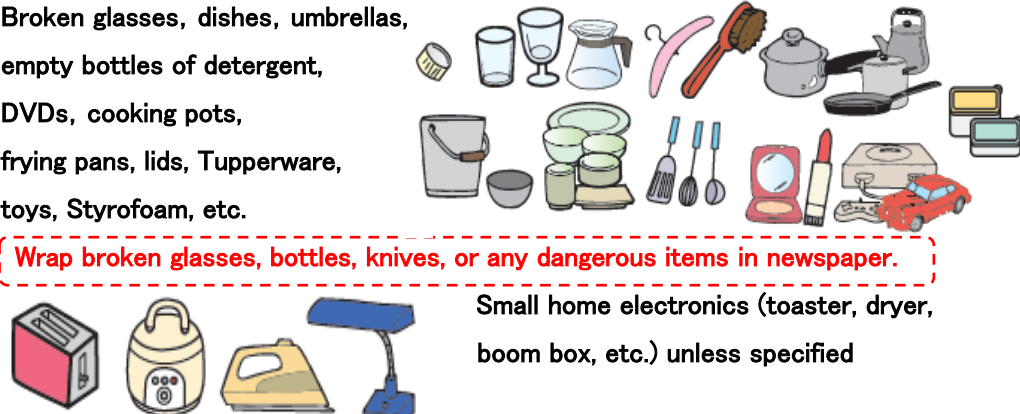





How to separate and dispose of garbage

Place your garbage in its pick-up location between 7am and 8am.
Disposing of your garbage outside of these above hours may be bothersome to your neighbors. Please be respectful.
Not following the rules for garbage disposal may be regarded as illegal dumping.

Twice a week	Combustible garbage		
	Items that fit within a plastic bag	 <p>Food scraps, trays, shoes, papers, fallen leaves, labels from plastic bottles, cut strings/cords/hoses that are within 20cm in length, egg cartons, stuffed animals, sketchbooks, non-recyclable clothes and underwear (dispose of clothing that can be recycled on the non-combustible garbage collection day).</p>	<p>Place the garbage into a city designated plastic bag with “固形燃料化するごみ袋” written on it and tie it tightly.</p>  <p>Garbage placed in bags that say “不燃ごみ袋” or other kinds of bags will not be collected.</p>

Once a month	Combustible garbage		
	Items that don't fit within a plastic bag	 <p>Futon, blankets, carpets, mats, tatami mats</p> <p>Wooden furniture (dressers, desks, chairs, bookshelves, etc.)</p>	<p>Fold and tie futon and other kinds of mattresses with strings. Wooden furniture must have all metals removed, be broken down to 1square meter and tied with a string. All items must have a “ごみ処理券” sticker attached.</p>  <p>Do not place these items in the pickup area if it's raining or going to rain.</p>
	Non-combustible garbage		
	Recyclable items	<p>① Glass bottles ② Cans, spray cans</p>  <p>③ Plastic bottles ④ Fluorescent lights, batteries, thermometers (including mercury thermometers)</p>  <p>⑤ Newspaper, magazines, clothes, cardboard</p> 	<p>① Remove the caps from glass bottles, rinse and sort by the bottle colors (brown, transparent, etc.). Dirty or broken glasses should be sorted into the miscellaneous garbage.</p> <p>② Rinse cans.</p> <p>Spray cans must be used up.</p> <p>③ Remove the caps and labels on plastic bottles and rinse. Caps should be placed in miscellaneous garbage and the labels in the combustible garbage.</p> <p>④ Dispose of batteries and thermometers in a way they are unlikely to be broken. If broken, place in miscellaneous garbage.</p> <p>⑤ Magazines, newspaper, clothes, etc., need to be sorted by type and tied with string</p> <p>Extremely dirty items should be sorted as combustible.</p>
Miscellaneous garbage	Items that fit within a plastic bag	<p>Broken glasses, dishes, umbrellas, empty bottles of detergent, DVDs, cooking pots, frying pans, lids, Tupperware, toys, Styrofoam, etc.</p> <p>Wrap broken glasses, bottles, knives, or any dangerous items in newspaper.</p>  <p>Small home electronics (toaster, dryer, boom box, etc.) unless specified</p>	<p>Place the garbage into a city designated plastic bag with “不燃ごみ袋” written on it and tie it tightly.</p>  <p>Garbage placed in bags that say “固形燃料化するごみ袋” or other kinds of bags will not be collected.</p>
	Items that don't fit within a plastic bag	<p>Bicycles, electric carpets, electric blankets, chairs (iron, plastic, etc.), stove (heating oil and fuels must be removed), large home electronics (microwave toaster oven, electric fan, etc.) unless specified.</p> 	<p>Put a “ごみ処理券” on each item and place in the pickup area.</p>  <p>If the items can fit in a bag, place it in a “不燃ごみ袋” bag and dispose.</p>

Susaki City designated garbage bags can be purchased at most stores in Susaki. “ごみ処理券” stickers for disposing of designated items can be purchased at most stores that sell Susaki City designated garbage bags.

Uncollectible items	【 TVs, laundry machines, laundry dryer, refrigerators, air conditioners 】 These are electronics with mandating that they must be recycled. Consult with the stores they were purchased at or dealers for how to recycle them.
	【 Computers 】 Ask the manufacturer.
	【 Motorcycles, batteries, tires, fuels, oil, paint 】 Unable to dispose of in Susaki. Consult with the stores they were purchased at or dealers for how to recycle them.